

Model 2400 Systems FOR 6 - 8 FOOT REFLECTORS



KEY FEATURES

- Mobile Pedestal Designed to Track Satellites On-the-Go
- Modular, Connector Based Design For Easy Assembly
- Optical Tracking Configuration Available
- Single or Multi-Section Reflector Available
- Mobile Version Can Be Assembled within 1-Hour By Two People
- Optional Camera Available

GENERAL DESCRIPTION

Our Model 2400 System comes in multiple flavors. One version looks like our standard pedestal design, ready to handle either a 6' (1.83 meter) or an 8' (2.44 meter) dish. We designed the other version to be completely broken down to fit into transit cases. This system, the 2400M, is a pedestal designed to track satellites on the go.

Both designs are full-sky antenna system in that they move from -5° to 185° in Elevation. The standard 2400 system is offered in both continuous and cable-wrap configurations in the Azimuth Axis. The 2400M series only comes in the cable-wrap configuration. We offer the standard 2400 system in both a single piece and multi-section configuration, while the 2400M System comes with a multi-section reflector only. This is desirable when transportation is concerned.

Our standard Model 2400 System comes with an autotracking feed that receives in the L- and S-Bands. We can customize the 2400 System to handle other frequency bands as well. Please see your TCS representative for more information.


The Model 2400M Systems comes standard with a program tracking feed that receives in L-, S-, and X-Bands simultaneously. Two RF channels, one for each circular polarization, are available at the base of the pedestal. Each one contains all three bands of signal.

One of the great design features of all of the TCS Antenna Systems is their modularity. We designed each sub-system to plug together with connectors. No soldering here. This makes it easy to assemble and to maintain. In fact, the 2400M can be assembled from all of the pieces in transit cases to a fully functioning system in less than one hour with only two people.

The Model 2400 System connects with the TCS Antenna Control Unit-M1 (ACU-M1) through a fiber optic connection. We can configure the system to support single-mode or multi-mode fiber. This is based on the distance from the ACU to the pedestal. These lightweight control cables make setup and transportation easy.

If you need to see where the antenna is pointing, we provide an optional camera. The video can either be picked up at a BNC connection at the base of the system, or brought back to the ACU-M1 over a fiber connection. Control of the camera is handled on the front panel of the ACU-M1.

We can configure the standard Model 2400 System into an Optical Tracker. We use a dual-drive system to provide rock-solid tracking performance. Please contact your TCS representative for more information.



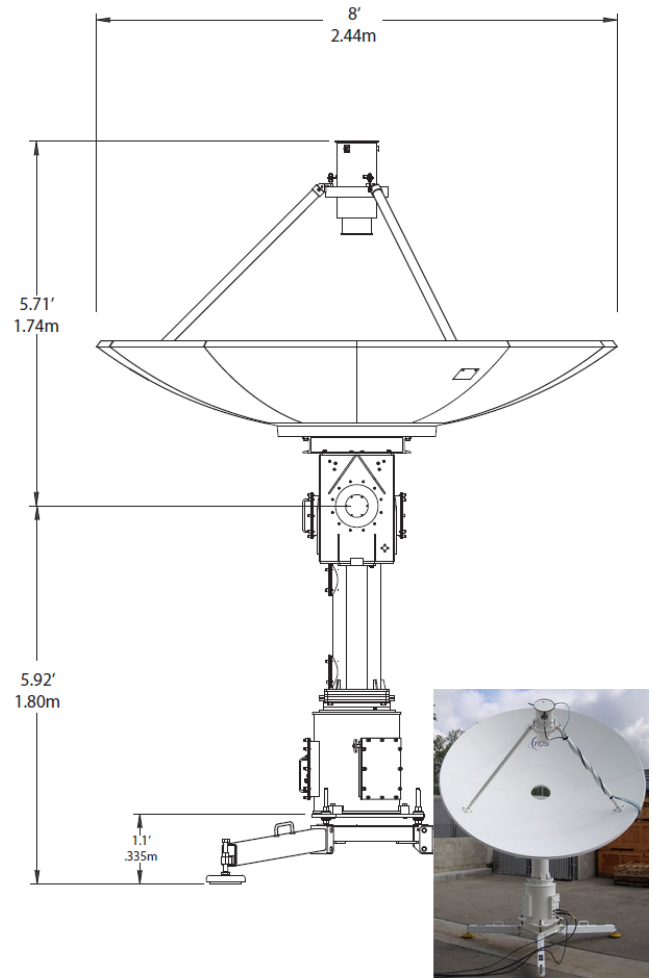
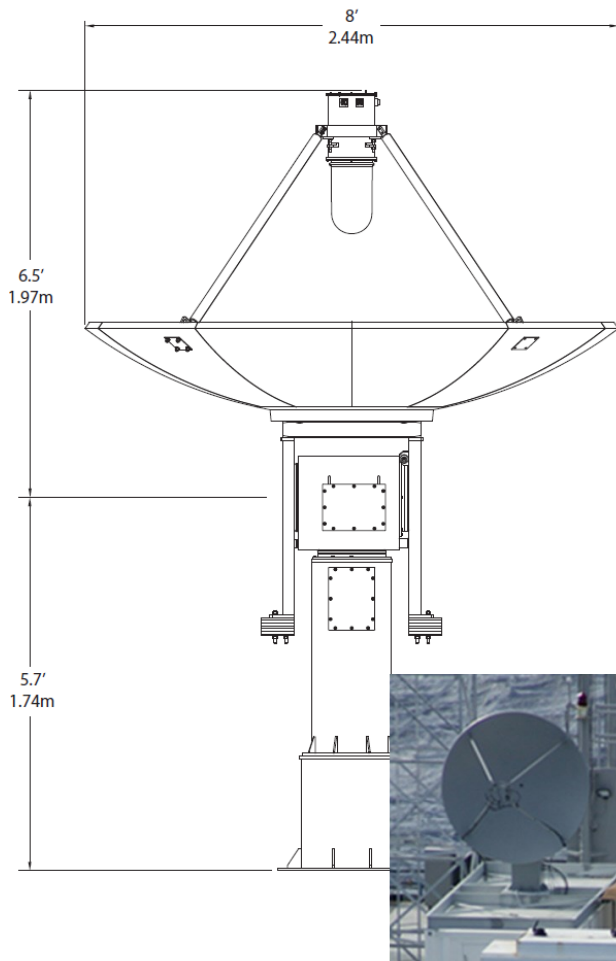
An Optical Mount Designed Around the Model 2400 System Base.

Model 2400 Systems

FOR 6 - 8 FOOT REFLECTORS



DATA ACQUISITION



	2400 - 8 with 8' (2.44 m) Reflector	2400M-8 with 8' (2.44 m) Reflector
Reflector Types	Solid & Sectional	Mobile Sectional with Transit Cases
Axis Speed	$\geq 30^\circ/\text{sec}$	$\geq 30^\circ/\text{sec}$
Axis Acceleration	$\geq 45^\circ/\text{sec}^2$	$\geq 45^\circ/\text{sec}^2$
Power Requirements	115V \pm 10% @ 60Hz or 220V @ 50Hz	115V \pm 10% @ 60Hz or 220V @ 50Hz
System Weight	650 lbs (295 kg)	880 lbs (399 kg)
Control Options	Serial or Fiber Optic	Fiber Optic
Operating Temperature	-25°C to +55°C	-25°C to +55°C
Storage Temperature	-50°C to +70°C	-50°C to +70°C
Wind Speed	60 MPH (120 MPH Stowed)	55 MPH (120 MPH Stowed)
System Options	Dual Drive, Camera, Dehydrator, Riser Extensions, Video Over Fiber, RF Over Fiber, Remote Stow	

Inquire today to learn more about the Model 2400 operation & control functions.